

NEW ZEALAND DATA SHEET

1 Sevoflurane (100%, volatile liquid for inhalation)

2 QUALITATIVE AND QUANTITATIVE COMPOSITION

Active ingredient

Sevoflurane 100%.

Non-proprietary name

Fluoromethyl 2,2,2-trifluoro-1-(trifluoromethyl) ethyl ether.

There are no excipients in this formulation.

3 PHARMACEUTICAL FORM

Volatile liquid for inhalation.

Sevoflurane is a clear, colourless, stable liquid containing no additives or chemical stabilizers.

4 CLINICAL PARTICULARS

4.1 Therapeutic indications

Sevoflurane is indicated for induction and maintenance of general anaesthesia in adult and paediatric patients undergoing surgery.

4.2 Dose and method of administration

Sevoflurane should be administered only by persons trained in the administration of general anaesthesia. Facilities for maintenance of a patent airway, artificial ventilation, oxygen enrichment and circulatory resuscitation must be immediately available.

Sevoflurane is administered by inhalation. The concentration of **Sevoflurane** being delivered from a vaporizer during anaesthesia should be known. This may be accomplished by using a vaporizer calibrated specifically for **Sevoflurane**.

Filling occurs directly from the bottle via an integrated valve or, in case of a bottle without integrated valve, with the use of an appropriate adaptor designed specifically to fit the **Sevoflurane** vaporiser.

Replacement of desiccated CO₂ absorbents

CO₂ absorbents should not be allowed to dry out when inhalational anesthetics are being delivered.

When a clinician suspects that the CO₂ absorbent may be desiccated, it should be replaced before administration of **Sevoflurane**. The exothermic reaction that occurs with **Sevoflurane** and CO₂ absorbents is increased when the CO₂ absorbent becomes desiccated, such as after an extended period of dry gas flow through the CO₂ absorbent canisters. Extremely rare cases of extreme heat, smoke and/or spontaneous fire in the respiratory circuit of the anaesthesia machine have been reported during **Sevoflurane** use in conjunction with the use of a desiccated CO₂ absorbent. Rapid changes in the colour of some CO₂ absorbents or an unusually delayed rise in the delivered (inspired) gas concentration of **Sevoflurane** compared with the vaporizer setting may indicate excessive heating of the CO₂ absorbent canister and chemical breakdown of **Sevoflurane**.

Pre-medication

Premedication should be selected according to the need of the individual patient, and at the discretion of the anaesthetist.

NEW ZEALAND DATA SHEET

Induction

Dosage should be individualized and titrated to the desired effect according to the patient's age and clinical status. A short acting barbiturate or other intravenous induction agent may be administered followed by inhalation of **Sevoflurane**. Induction with **Sevoflurane** may be achieved in oxygen or in combination with oxygen-nitrous oxide mixtures. In adults inspired concentrations of up to 5% **Sevoflurane** usually produce surgical anaesthesia in less than 2 minutes. In children inspired concentrations of up to 7% **Sevoflurane** usually produce surgical anaesthesia in less than 2 minutes.

Maintenance

Dosage should be individualized and titrated to the desired effect according to the patient's age (with minimum alveolar concentration (MAC) of **Sevoflurane** decreasing with increasing patient age) and clinical status. Surgical levels of anaesthesia can usually be achieved with concentrations of 0.5 - 3% **Sevoflurane** with or without the concomitant use of nitrous oxide.

Table 1: Effect of age on minimum alveolar concentration (MAC) of Sevoflurane		
MAC Values for Adults and Pediatric Patients According to Age		
Age of Patient (years)	Sevoflurane in O ₂	Sevoflurane in 65% N ₂ O/35% O ₂ *
< 3#	3.3 - 2.6%	2.0%
3 - < 5	2.5%	Not available
5 - 12	2.4%	Not available
25	2.5%	1.4%
35	2.2%	1.2%
40	2.05%	1.1%
50	1.8%	0.98%
60	1.6%	0.87%
80	1.4%	0.70%
# Neonates are full-term gestational age. MAC in premature infants has not been determined		
* In children, 60% N ₂ O/40% O ₂ was used.		

Elderly

As with other inhalation agents, lesser concentrations of **Sevoflurane** are normally required to maintain anaesthesia.

The minimum alveolar concentration (MAC) is the concentration at which 50% of the population tested does not move in response to a single stimulus of skin incision. MAC equivalents for **Sevoflurane** for various age groups are summarized in Table 1 (above).

Emergence

Emergence times are generally short following **Sevoflurane** anaesthesia. Therefore patients may require post-operative pain relief earlier.

Renal or hepatic impairment

Sevoflurane did not exacerbate pre-existing renal or hepatic impairment in clinical studies. However, caution is recommended when using **Sevoflurane** in patients with renal insufficiency and renal function should be monitored postoperatively.

NEW ZEALAND DATA SHEET

4.3 Contraindications

Sevoflurane can cause malignant hyperthermia. It should not be used in patients with known sensitivity to **Sevoflurane** or to other halogenated agents nor in patients with known or suspected susceptibility to malignant hyperthermia.

The use of **Sevoflurane** in anaesthesia apparatus employing rebreathing circuits which contain Baralyme is contraindicated.

It should not be used in patients with a history of confirmed hepatitis due to a halogenated inhalational anaesthetic or a history of unexplained moderate to severe hepatic dysfunction (e.g., jaundice associated with fever and/or eosinophilia) after anaesthesia with **Sevoflurane** or other halogenated inhalational anaesthetics.

It should not be used in patients in whom general anaesthesia is contraindicated.

4.4 Special warnings and precautions for use

All patients anesthetized with **Sevoflurane** must be constantly monitored (eg. monitoring of the ECG, blood pressure, oxygen saturation and end tidal CO₂).

Sevoflurane should be administered only by persons trained in the administration of general anaesthesia. Facilities for maintenance of a patent airway, artificial ventilation, oxygen enrichment, and circulatory resuscitation must be immediately available. Since levels of anaesthesia may be altered rapidly, only vaporizers producing predictable concentrations of **Sevoflurane** should be used. Hypotension and respiratory depression increase as **Sevoflurane** concentrations increase and anaesthesia is deepened.

During the maintenance of anaesthesia, increasing the concentration of **Sevoflurane** produces dose-dependent decreases in blood pressure. Due to **Sevoflurane's** insolubility in blood, haemodynamic changes may occur more rapidly than with some other volatile anaesthetics. Excessive decreases in blood pressure or respiratory depression may be related to depth of anaesthesia and may be corrected by decreasing the inspired concentration of **Sevoflurane**.

Isolated reports of QT prolongation, very rarely associated with torsade de pointes, have been received. Caution should be exercised when administering **Sevoflurane** to susceptible patients.

As with all anaesthetics, maintenance of haemodynamic stability is important to the avoidance of myocardial ischaemia in patients with coronary artery disease.

Sevoflurane exerts a dose-related cardiac depressant effect and causes a dose related reduction in systemic vascular resistance. Particular care must be taken when selecting the dosage for patients who are hypovolaemic, hypotensive or otherwise haemodynamically compromised e.g. due to concomitant medications.

The recovery from general anaesthesia should be assessed carefully before a patient is discharged from the post-anaesthesia care unit.

Sevoflurane may present an increased risk in patients with known sensitivity to volatile halogenated anaesthetic agents. Caution should be exercised in administering general anaesthesia, including **Sevoflurane**, to patients with mitochondrial disorders.

Rare cases of seizures have been reported in association with **Sevoflurane** use (see section 4.4/Paediatric Use and section 4.8).

NEW ZEALAND DATA SHEET

In patients with or at risk of elevations of Intracranial Pressure (ICP), **Sevoflurane** should be administered cautiously and in conjunction with ICP-reducing manoeuvres such as hyperventilation.

Compound A

Although data from controlled clinical studies at low flow rates are limited, findings taken from patient and animal studies suggest that there is a potential for renal injury which is presumed due to Compound A (see section 3). Animal and human studies demonstrate that **Sevoflurane** administered for more than 2 MAC-hours and at fresh gas flow rates of < 2L/min may be associated with proteinuria and glycosuria.

While a level of Compound A exposure at which clinical nephrotoxicity might be expected to occur has not been established, it is prudent to consider all of the factors leading to Compound A exposure in humans, especially duration of exposure, fresh gas flow rate, and concentration of **Sevoflurane**. During **Sevoflurane** anaesthesia the clinician should adjust inspired concentration and fresh gas flow rate to minimize exposure to Compound A. To minimize exposure to Compound A, **Sevoflurane** exposure should not exceed 2 MAC-hours at flow rates of 1 to < 2L/min. Because of limited clinical experience with **Sevoflurane** in low-flow systems, fresh gas flow rates below 2L/min in a circle absorber system are not recommended.

Malignant hyperthermia

In susceptible individuals, potent inhalation anaesthetic agents, including **Sevoflurane**, may trigger a skeletal muscle hypermetabolic state leading to high oxygen demand and the clinical syndrome known as malignant hyperthermia. In genetically susceptible pigs, **Sevoflurane** induced malignant hyperthermia. In clinical studies, **Sevoflurane** has been associated with one case of malignant hyperthermia in 3220 exposures (incidence 0.03%). The patient responded to dantrolene sodium and subsequent muscle biopsy confirmed the patient's susceptibility to this condition. Fatal outcome of malignant hyperthermia has been reported with **Sevoflurane**.

The clinical syndrome is signalled by hypercapnia, and may include muscle rigidity, tachycardia, tachypnea, cyanosis, arrhythmias, and/or unstable blood pressure. Some of these non-specific signs may also appear during light anaesthesia, acute hypoxia, hypercapnia, and hypovolaemia.

Treatment of malignant hyperthermia includes discontinuation of triggering agents (e.g. **Sevoflurane**), administration of intravenous dantrolene sodium, and application of supportive therapy (consult Prescribing Information for dantrolene sodium intravenous for additional information on patient management). Renal failure may appear later, and urine flow should be monitored and sustained if possible.

Perioperative hyperkalaemia

Use of inhaled anaesthetic agents has been associated with rare increases in serum potassium levels that have resulted in cardiac arrhythmias, some fatal, in paediatric patients during the postoperative period. Patients with both latent and overt neuromuscular disease, particularly Duchenne muscular dystrophy, appear to be most vulnerable. Hyperkalaemic cardiac arrest has also been reported in a child with Duchenne muscular dystrophy after anaesthesia with **Sevoflurane**.

Concomitant use of succinylcholine has been associated with most, but not all, of these cases. These patients also experienced significant elevations in serum creatine kinase levels and, in some cases, changes in urine consistent with myoglobinuria. Despite the similarity in presentation to malignant hyperthermia, none of these patients exhibited signs or symptoms or muscle rigidity or hypermetabolic state.

NEW ZEALAND DATA SHEET

Early and aggressive intervention to treat the hyperkalaemia and resistant arrhythmias is recommended, as is subsequent evaluation for latent neuromuscular disease.

Renal function

Because clinical experience in administering **Sevoflurane** to patients with renal insufficiency (creatinine > 1.5mg/dL) is limited, its safety in these patients has not been established. Limited pharmacology data in these patients appear to suggest that the half-life of **Sevoflurane** may be increased. The clinical significance is unknown at this time. Thus, **Sevoflurane** should be used with caution in these patients and renal function should be monitored postoperatively.

Sevoflurane may be associated with glycosuria and proteinuria when used for long procedures at low flow rates. The safety of low flow **Sevoflurane** on renal function was evaluated in patients with normal preoperative renal function. One study compared **Sevoflurane** (N = 98) to an active control (N = 90) administered for ≥ 2 hours at a fresh gas flow rate of ≤ 1Litre/minute. Per study defined criteria (Hou *et al.*) one patient in the **Sevoflurane** group developed elevations of creatinine, in addition to glycosuria and proteinuria. This patient received **Sevoflurane** at fresh gas flow rates of ≤ 800mL/minute. Using these same criteria, there were no patients in the active control group who developed treatment emergent elevations in serum creatinine.

Hepatic function

Results of evaluations of laboratory parameters (e.g., ALT, AST, alkaline phosphatase, and total bilirubin, etc.), as well as investigator-reported incidence of adverse events relating to liver function, demonstrate that **Sevoflurane** can be administered to patients with normal or mild-to-moderately impaired hepatic function. However, patients with severe hepatic dysfunction were not investigated.

Occasional cases of transient changes in postoperative hepatic function tests were reported with both **Sevoflurane** and reference agents. **Sevoflurane** was found to be comparable to isoflurane with regard to these changes in hepatic function.

Very rare cases of mild, moderate and severe post-operative hepatic dysfunction or hepatitis with or without jaundice, including fatal hepatic necrosis and fatal hepatic failure, have been reported from post marketing experiences. Clinical judgment should be exercised when **Sevoflurane** is used in patients with underlying hepatic conditions or under treatment with medicines known to cause hepatic dysfunction (see section 4.8). Patients with repeated exposures to halogenated hydrocarbons within a relatively short interval may have an increased risk of hepatic injury.

Risks associated with CO₂ absorbents

When in contact with alkaline CO₂ absorbents within the anaesthesia machine, **Sevoflurane** can undergo degradation under certain conditions.

Replacement of desiccated CO₂ absorbents

Sevoflurane should not be used with desiccated CO₂ absorbents.

Potassium hydroxide-containing CO₂ absorbents are not recommended for use with **Sevoflurane**.

The exothermic reaction that occurs with **Sevoflurane** and CO₂ absorbents is increased when the CO₂ absorbent becomes desiccated, such as after an extended period of dry gas flow through the CO₂ absorbent canisters. Rare cases of extreme heat, smoke and/or spontaneous fire in the anaesthesia machine have been reported during **Sevoflurane** use in conjunction with the use of desiccated CO₂ absorbent. An unusually delayed rise or unexpected decline of inspired **Sevoflurane** concentration compared to the vaporiser setting may be associated with excessive heating of the CO₂ absorbent canister.

NEW ZEALAND DATA SHEET

CO₂ absorbents should not be allowed to dry out when inhalational anaesthetics are being administered. When a clinician suspects that the CO₂ absorbent may be desiccated, it should be replaced before administration of **Sevoflurane**. The colour indicator of most CO₂ absorbents does not necessarily change as a result of desiccation. Therefore, the lack of significant colour change should not be taken as an assurance of adequate hydration. CO₂ absorbents should be replaced routinely regardless of the state of the colour indicator, following current guidelines for use of anesthesiology equipment.

Formation of degradation products

Degradation and formation of degradation products (methanol, formaldehyde, carbon monoxide, and Compounds A, B, C, D, and E) are increased by desiccated CO₂ absorbents (especially potassium hydroxide-containing absorbents), by increasing absorbent temperature, and by increased **Sevoflurane** concentration.

Hypersensitivity, headache and elevated liver enzymes in persons with occupational exposure

Hypersensitivity reactions (manifested by anaphylactic reaction, dyspnoea, wheezing, rash, contact dermatitis, swelling face, chest discomfort), headache and elevated liver enzymes have been reported in persons with occupational exposure to inhaled anaesthetics, including **Sevoflurane**.

Paediatric use

The concentration of **Sevoflurane** required for maintenance of general anesthesia is age dependent. When used in combination with nitrous oxide, the MAC equivalent dose of **Sevoflurane** should be reduced in paediatric patients. The **Sevoflurane** MAC in premature infants has not been determined.

The use of **Sevoflurane** has been associated with seizures (see section 4.8). The majority of these have occurred in children and young adults starting from 2 months of age, most of whom had no predisposing risk factors. The epileptiform effect appears to be dose dependent and increases with depth of anaesthesia.

Benefits and risks should be carefully weighed and clinical judgement exercised when using **Sevoflurane** in patients who may be at risk for seizures. The use of cerebral function monitoring (EEG) may permit optimization of **Sevoflurane** dose and may help to avoid burst suppression and major epileptiform manifestations in susceptible patients.

Isolated cases of ventricular arrhythmia were reported in paediatric patients with Pompe disease. Bradycardia has been reported in paediatric patients with Downs Syndrome who have received **Sevoflurane**.

Frequently, emergence in children may evoke a brief state of agitation that may hinder cooperation.

Use in the elderly

MAC decreases with increasing age. The average concentration of **Sevoflurane** to achieve MAC in an 80 year old is approximately 50% of that required in a 20 year old.

4.5 Interaction with other medicines and other forms of interaction

Sevoflurane has been shown to be safe and effective when administered concurrently with a wide variety of agents commonly encountered in surgical situations such as central nervous system agents, autonomic medicines, smooth muscle relaxants, anti-infective agents including aminoglycosides, hormones and synthetic substitutes, blood derivatives, and cardiovascular medicines.

NEW ZEALAND DATA SHEET

Intravenous anaesthetics

Sevoflurane administration is compatible with barbiturates, propofol, and other commonly used intravenous anaesthetics. Lower concentrations of **Sevoflurane** may be required following use of an intravenous anaesthetic.

Benzodiazepines and opioids

Benzodiazepines and opioids would be expected to decrease the MAC of **Sevoflurane** in the same manner as with other inhalation anaesthetics. **Sevoflurane** administration is compatible with benzodiazepines and opioids as commonly used in surgical practice. Opioids, such as fentanyl, alfentanil and sufentanil, when combined with **Sevoflurane**, may lead to a synergistic fall in heart rate, blood pressure, and respiratory rate.

Nitrous oxide

As with other halogenated volatile anaesthetics, the anaesthetic requirement for **Sevoflurane** is decreased when administered in combination with nitrous oxide. Using 50% N₂O, the MAC equivalent dose requirement is reduced approximately 50% in adults, and approximately 25% in paediatric patients (see section 4.2).

Neuromuscular blocking agents

As is the case with other volatile anaesthetics, **Sevoflurane** increases both the intensity and duration of neuromuscular blockade induced by nondepolarizing muscle relaxants. When used to supplement alfentanil-N₂O anesthesia, **Sevoflurane** and isoflurane equally potentiate neuromuscular block induced with pancuronium, vecuronium or atracurium. Therefore, during **Sevoflurane** anesthesia, the dosage adjustments for these muscle relaxants are similar to those required with isoflurane.

Potential of neuromuscular blocking agents requires equilibration of muscle with delivered partial pressure of **Sevoflurane**. Reduced doses of neuromuscular blocking agents during induction of anesthesia may result in delayed onset of conditions suitable for endotracheal intubation or inadequate muscle relaxation.

Among available nondepolarizing agents, only vecuronium, pancuronium and atracurium interactions have been studied during **Sevoflurane** anesthesia. The requirements for non-depolarizing muscle relaxants:

1. For endotracheal intubation, do not reduce the dose of nondepolarizing muscle relaxants.
2. During maintenance of anesthesia, the required dose of nondepolarizing muscle relaxants is likely to be reduced compared to that during N₂O/opioid anesthesia. Administration of supplemental doses of muscle relaxants should be guided by the response to nerve stimulation.

The effect of **Sevoflurane** on the duration of depolarizing neuromuscular blockade induced by suxamethonium chloride has not been studied.

Adrenaline

Sevoflurane is similar to isoflurane in the sensitization of the myocardium to the arrhythmogenic effect of exogenously administered adrenaline. Doses of adrenaline > 5µg/kg administered submucosally may produce multiple ventricular arrhythmias.

Indirect-acting sympathomimetics

There is a risk of acute hypertensive episode with the concomitant use of **Sevoflurane** and indirect-acting sympathomimetics products (amphetamines, ephedrine).

NEW ZEALAND DATA SHEET

Beta blockers

Sevoflurane may increase the negative inotropic, chronotropic and dromotropic effects of beta blockers through blockade of cardiovascular compensation mechanisms.

Verapamil

Impairment of atrioventricular conduction was observed when verapamil and **Sevoflurane** were administered at the same time.

Inducers of CYP2E1

Medicinal products and compounds that increase the activity of cytochrome P450 isoenzyme CYP2E1, such as isoniazid and alcohol, may increase the metabolism of **Sevoflurane** and lead to significant increases in plasma fluoride concentrations.

St John's Wort

Severe hypotension and delayed emergence from anaesthesia with halogenated inhalational anaesthetics have been reported in patients treated long-term with St John's Wort.

4.6 Fertility, pregnancy and lactation

Fertility

Potential effects of **Sevoflurane** on male and female fertility have not been adequately investigated. In rats, after repeated administration of anaesthetic doses, there were suggestions of reduced fertility. The significance of these studies for humans is not known.

Reproduction studies have been performed in rats and rabbits at doses up to 2.2% and 1.8% respectively and have revealed no evidence of teratogenicity due to **Sevoflurane**. However, teratogenic potential has not been adequately investigated in rabbits. The significance of these studies for humans is not known.

Pregnancy (Category B2)

There are no adequate and well-controlled studies in pregnant women. **Sevoflurane** should be used during pregnancy only if clearly needed.

The safety of **Sevoflurane** has been demonstrated in a clinical trial of anaesthesia for caesarean section. The safety of **Sevoflurane** in labour and delivery has not been demonstrated.

Caution should be exercised in obstetric anaesthesia due to the relaxant effect of **Sevoflurane** on the uterus and increase in uterine haemorrhage.

All general anaesthetics carry the potential to produce central nervous system and respiratory depression in the newborn infant. In routine practice this does not appear to be a problem. However, in the compromised foetus, careful consideration should be given to this potential depression and to the selection of particular anaesthetic medicines, doses and techniques.

In regard to effects in animal tests, in published foetal rhesus macaque studies, other anaesthetic medicines such as isoflurane exposed *in utero*, resulted in increased neuronal and oligodendrocyte apoptosis in the developing brain of the offspring. Studies in juvenile animals suggest neuroapoptosis correlates with long-term cognitive deficits.

Lactation

It is not known whether **Sevoflurane** is excreted in human milk. Because many medicines are excreted in human milk, caution should be exercised when **Sevoflurane** is administered to a breast-feeding woman.

NEW ZEALAND DATA SHEET

4.7 Effects on ability to drive and use machines

Patients should be advised that performance of activities requiring mental alertness, such as driving or operating hazardous machinery, may be impaired for some time after general anaesthesia. Patients should not be allowed to drive for a suitable period after **Sevoflurane** anaesthesia.

4.8 Undesirable effects

As with all potent inhaled anaesthetics, **Sevoflurane** may cause dose-dependent cardio-respiratory depression. Most adverse events are mild to moderate in severity and are transient. Nausea and vomiting have been observed in the post-operative period, which may be due to the inhalational anaesthetic, other agents administered intra-operatively or post-operatively and to the patient's response to the surgical procedure.

In clinical trials involving 2906 patients, the incidence of cardiovascular events was reported as less than one percent. The cardiovascular events reported were as follows: arrhythmia, ventricular extrasystoles, supraventricular extrasystoles, complete AV block, bigeminy, inverted T wave, atrial fibrillation, atrial arrhythmia, second degree heart block, S-T depressed.

Adverse events are derived from reference controlled clinical trials in 2906 patients exposed to **Sevoflurane** including 2069 adults and 837 children. Adverse events are presented within each body system in order of decreasing frequency in the following listings.

Adverse events during the induction period (from onset of anaesthesia by mask induction to surgical incision)

Adult patients (N = 118)

Common ($\geq 1\%$ and $< 10\%$)

CARDIOVASCULAR:	Bradycardia 5%, Hypotension 4%, Tachycardia 2%.
NERVOUS SYSTEM:	Agitation 7%.
RESPIRATORY SYSTEM:	Laryngospasm 8%, Airway obstruction 8%, Breath holding 5%, Cough Increased 5%.

Paediatric Patients (N = 507)

Very common ($\geq 10\%$)

NERVOUS SYSTEM:	Agitation 15%.
-----------------	----------------

Common ($\geq 1\%$ and $< 10\%$)

CARDIOVASCULAR:	Tachycardia 6%, Hypotension 4%.
RESPIRATORY SYSTEM:	Breath holding 5%, Cough Increased 5%, Laryngospasm 3%, Apnoea 2%.
DIGESTIVE SYSTEM:	Increased salivation 2%.

Adverse events during maintenance and emergence periods

All patients (N = 2906)

Very common ($\geq 10\%$)

DIGESTIVE SYSTEM:	Nausea 25%, Vomiting 18%.
CARDIOVASCULAR:	Hypotension 11%.
RESPIRATORY SYSTEM:	Cough increased 11%.

Common ($\geq 1\%$ and $< 10\%$)

BODY AS A WHOLE:	Fever 1%, Shivering 6%, Hypothermia 1%, Movement 1%, Headache 1%.
CARDIOVASCULAR:	Hypertension 2%, Bradycardia 5%, Tachycardia 2%.
NERVOUS SYSTEM:	Somnolence 9%, Agitation 9%, Dizziness 4%, Increased salivation 4%.
RESPIRATORY SYSTEM:	Breath holding 2%, Laryngospasm 2%.

NEW ZEALAND DATA SHEET

Occasional cases of transient changes in hepatic function tests and isolated examples of mild impairment of renal concentrating ability have been reported. Other changes in laboratory tests were consistent with those expected with anaesthesia and surgery, and are similar in incidence and magnitude to other inhalational agents.

Adverse events, all patients in clinical trials (N = 2906), all anaesthetic periods, incidence < 1% (reported in 3 or more patients):

BODY AS A WHOLE:	Asthenia, Pain.
CARDIOVASCULAR:	Arrhythmia, Extrasystoles, Ventricular Extrasystoles, Supra-ventricular Extrasystoles, Complete AV Block, Bigeminy, Haemorrhage, Inverted T Wave, Atrial Fibrillation, Atrial Arrhythmia, Second Degree AV Block, Syncope, S-T Depressed.
NERVOUS SYSTEM:	Crying, Nervousness, Confusion, Hypertonia, Dry Mouth, Insomnia.
RESPIRATORY SYSTEM:	Sputum Increased, Apnoea, Hypoxia, Wheezing, Bronchospasm, Hyperventilation, Pharyngitis, Hiccup, Hypoventilation, Dyspnoea, Stridor.
METABOLISM AND NUTRITION:	Increases in LDH, AST, ALT, BUN, Alkaline Phosphatase, Creatinine, Hyperbilirubinaemia, Glycosuria, Fluorosis, Albuminuria, Hypophosphataemia, Acidosis, Hyperglycaemia.
HAEMIC AND LYMPHATIC SYSTEM:	Leucocytosis, Thrombocytopenia.
SKIN AND SPECIAL SENSES:	Amblyopia, Pruritus, Taste Perversion, Dry Mouth, Rash, Conjunctivitis.
UROGENITAL:	Urination Impaired, Urine Abnormality, Urinary Retention, Oliguria, Glycosuria, Albuminuria, Blood urea nitrogen increased, Blood creatinine increased.
HEPATOBIILIARY:	Alanine aminotransferase increased, aspartate aminotransferase increased, blood alkaline phosphatase increased, blood lactate dehydrogenase increased, hyperbilirubinaemia.

Adverse events during post-marketing experience:

NERVOUS SYSTEM DISORDERS: Post-marketing reports indicate that **Sevoflurane** use has been associated with seizure-like activity (described as convulsions, seizures, tonic-clonic movements and twitching) on very rare occasions. Reported events were of short duration and there was no evidence of any abnormality during emergence from anaesthesia or in the post-operative period. The majority of these cases were in children and young adults, most of whom had no medical history of seizures. Several cases reported no concomitant medications, and at least one case was confirmed by EEG. Although many cases were single seizures that resolved spontaneously or after treatment, cases of multiple seizures have also been reported. Seizures have occurred during, or soon after **Sevoflurane** induction, during emergence, and during post-operative recovery up to a day following anaesthesia.

Cases of dystonic movement with spontaneous resolution have been reported in children receiving **Sevoflurane** for induction of anaesthesia with an uncertain relationship to **Sevoflurane**.

Cases of increased intracranial pressure have been reported.

NEW ZEALAND DATA SHEET

MALIGNANT HYPERTHERMIA:	Rare cases of malignant hyperthermia have been reported (see sections 4.3 and 4.4).
HEPATOBIILIARY DISORDERS:	Rare reports of post-operative hepatitis exist. In addition, there have been rare post-marketing reports of hepatic failure, hepatic necrosis and jaundice associated with the use of potent volatile anaesthetic agents, including Sevoflurane . However, the actual incidence and relationship of Sevoflurane to these events cannot be established with certainty.
RENAL AND URINARY DISORDERS:	Very rare events of acute renal failure have been reported with an uncertain relationship to Sevoflurane . Tubulointerstitial nephritis has also been reported.
IMMUNE SYSTEM DISORDERS:	Rare events of allergic reactions, such as rash, urticaria, pruritus, bronchospasm, swelling face, eyelid oedema, contact dermatitis, chest discomfort, anaphylactic or anaphylactoid reactions have been reported (see section 4.3).
METABOLISM AND NUTRITION DISORDERS:	Hyperkalaemia.
CARDIAC DISORDERS:	Cardiac arrest, Ventricular fibrillation, Torsade de pointes, Ventricular tachycardia, Electrocardiogram QT prolonged.
RESPIRATORY, THORACIC, AND MEDIASTINAL DISORDERS:	Respiratory depression.
GASTROINTESTINAL DISORDERS:	Pancreatitis.
MUSCULOSKELETAL, CONNECTIVE TISSUE AND BONE DISORDERS:	Rhabdomyolysis, Muscle rigidity.
GENERAL DISORDERS AND ADMINISTRATION SITE CONDITIONS:	Oedema.
LABORATORY FINDINGS:	Transient elevations in glucose, liver function tests, and white blood cell count may occur as with use of other anaesthetic agents.

Reporting of suspected adverse reactions

Reporting suspected adverse reactions after authorisation of the medicine is important. It allows continuing monitoring of the benefit/risk balance of the medicine. Healthcare professionals are asked to report any suspected adverse reactions <https://nzphv.otago.ac.nz/reporting/>

4.9 Overdose

Symptoms of overdose include respiratory depression and circulatory insufficiency. In the event of overdosage, or what may appear to be overdosage, the following action should be taken: discontinue administration of **Sevoflurane**, maintain a patent airway, initiate assisted or controlled ventilation with 100% oxygen, and maintain adequate cardiovascular function.

For advice on the management of overdose please contact the National Poisons Centre on phone number: 0800 764 766 [0800 POISON] in New Zealand (or 131126 in Australia).

NEW ZEALAND DATA SHEET

5 PHARMACOLOGICAL PROPERTIES

5.1 Pharmacodynamic properties

Pharmacotherapeutic group

Nervous system, anesthetics, anesthetics, general, halogenated hydrocarbons.

ATC code

N01AB08.

Description

Sevoflurane ($C_4H_3F_7O$), volatile liquid for inhalation, a non-flammable and nonexplosive liquid administered by vaporization, is a halogenated general inhalation anaesthetic medicine.

Physical constants are

Molecular weight	200.05
Boiling point at 760mm Hg	58.6°C
Specific gravity at 20°C	1.520 - 1.525
Vapour pressure in mm Hg	157mm Hg at 20°C 197mm Hg at 25°C 317mm Hg at 36°C

Distribution partition coefficients at 37°C

Blood/Gas	0.63 - 0.69
Water/Gas	0.36
Olive Oil/Gas	47 - 54
Brain/Gas	1.15

Mean component/Gas partition coefficients at 25°C for polymers used commonly in medical applications

Conductive rubber	14.0
Butyl rubber	7.7
Polyvinylchloride	17.4
Polyethylene	1.3

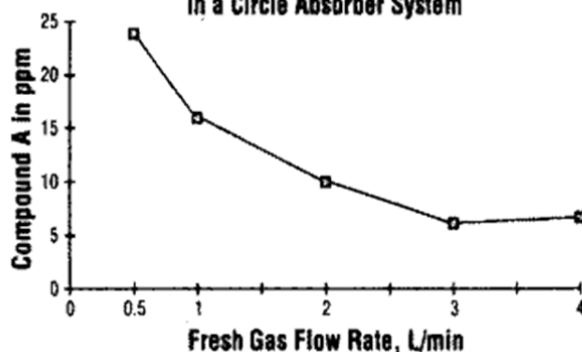
Sevoflurane is non-pungent. It is miscible with ethanol, ether, chloroform and petroleum benzene, and it is slightly soluble in water. **Sevoflurane** is stable when stored under normal room lighting conditions according to instructions.

Sevoflurane is chemically stable. No discernible degradation occurs in the presence of strong acids or heat. The only known degradation reaction in the clinical setting is through direct contact with CO_2 absorbents (soda lime and Baralyme®) producing pentafluoroisopropenyl fluoromethyl ether, (PIFE, $C_4H_2F_6O$), also known as Compound A, and trace amounts of pentafluoromethoxy isopropyl fluoromethyl ether, (PMFE, $C_5H_6F_6O$), also known as Compound B.

The production of degradants in the anaesthesia circuit results from the extraction of the acidic proton in the presence of a strong base (KOH and/or NaOH) forming an alkene (Compound A) from **Sevoflurane** similar to formation of 2-bromo-2-chloro-1,1-difluoro ethylene (BCDFE) from halothane. Baralyme causes more production of Compound A than does soda lime. Laboratory simulations have shown that the concentration of these degradants is inversely correlated with the fresh gas flow rate (see Figure 1).

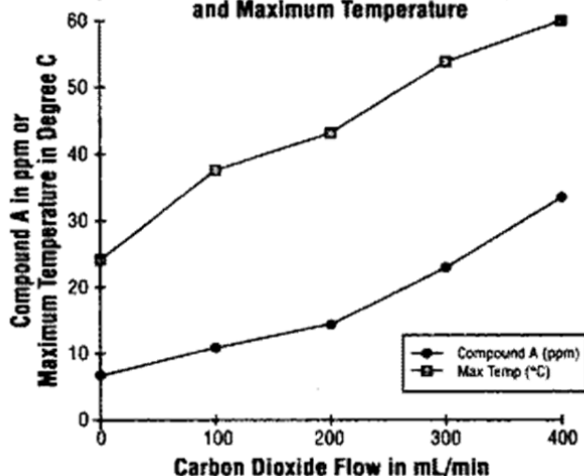
NEW ZEALAND DATA SHEET

Figure 1: Fresh Gas Flow Rate versus Compound A Levels in a Circle Absorber System



Sevoflurane degradation in soda lime has been shown to increase with temperature. Since the reaction of carbon dioxide with absorbents is exothermic, this temperature increase will be determined by quantities of CO₂ absorbed, which in turn will depend on fresh gas flow in the anaesthesia circle system, metabolic status of the patient, and ventilation. The relationship of temperature produced by varying levels of CO₂ and Compound A production is illustrated in the following *in vitro* simulation where CO₂ was added to a circle absorber system.

Figure 2: Carbon Dioxide Flow Versus Compound A and Maximum Temperature



Compound A has been shown to be nephrotoxic in rats after exposures that have varied in duration from one to three hours. No histopathologic change was seen at a concentration of up to 270ppm for one hour. Sporadic single cell necrosis of proximal tubule cells has been reported at a concentration of 114 ppm after a 3-hour exposure to Compound A in rats. The LC₅₀ reported at 1 hour is 1050 - 1090ppm (male-female) and, at 3 hours, 350 - 490ppm (male-female).

At a fresh gas flow rate of 1L/min, mean maximum concentrations of Compound A in the anaesthesia circuit in clinical settings are approximately 20ppm (0.002%) with soda lime and 30ppm (0.003%) with Baralyme in adult patients; mean maximum concentrations in paediatric patients with soda lime are about half those found in adults. The highest concentration observed in a single patient with Baralyme was 61ppm (0.0061%) and 32ppm (0.0032%) with soda lime. The concentrations of compound A measured in the anaesthesia circuit when **Sevoflurane** is used clinically are not known to be deleterious to humans.

NEW ZEALAND DATA SHEET

Sevoflurane is not corrosive to stainless steel, brass, aluminium, nickel-plated brass, chrome-plated brass or copper beryllium.

Pharmacodynamics

Sevoflurane is an inhalation anaesthetic agent for use in induction and maintenance of general anaesthesia. Administration has been associated with a smooth, rapid loss of consciousness during inhalation induction and a rapid recovery following discontinuation of anaesthesia. Minimum alveolar concentration (MAC) of **Sevoflurane** in oxygen for a 40-year-old adult is 2.1%. The MAC of **Sevoflurane** decreases with age and with the addition of nitrous oxide (see section 4.2).

Induction is accomplished with a minimum of excitement or of signs of upper respiratory irritation, no evidence of excessive secretions within the tracheobronchial tree and no central nervous system stimulation. Changes in the depth of **Sevoflurane** anaesthesia rapidly follow changes in the inspired concentration. The times for induction and recovery were reduced in paediatric patients who received **Sevoflurane** in clinical studies.

Some of the recovery variables evaluated in the **Sevoflurane** clinical programme are summarized as follows:

Table 2: Induction and Recovery Variables for Evaluable Pediatric Patients in Two Comparative Studies: Sevoflurane versus Halothane		
Time to End-Point (min)	Sevoflurane Mean \pm SEM	Halothane Mean \pm SEM
Induction	2.0 \pm 0.2 (n = 294)	2.7 \pm 0.2 (n = 252)
Emergence	11.3 \pm 0.7 (n = 293)	15.8 \pm 0.8 (n = 252)
Response to command	13.7 \pm 1.0 (n = 271)	19.3 \pm 1.1 (n = 230)
First analgesia	52.2 \pm 8.5 (n = 216)	67.6 \pm 10.6 (n = 150)
Eligible for recovery discharge	76.5 \pm 2.0 (n = 292)	81.1 \pm 1.9 (n = 246)
n = number of patients with recording of recovery events		

Table 3: Recovery Variables for Evaluable Adult Patients in Two Comparative Studies: Sevoflurane versus Isoflurane		
Time to Parameter: (min)	Sevoflurane Mean \pm SEM	Isoflurane Mean \pm SEM
Emergence	7.7 \pm 0.3 (n = 395)	9.1 \pm 0.3 (n = 348)
Response to command	8.1 \pm 0.3 (n = 395)	9.7 \pm 0.3 (n = 345)
First analgesia	42.7 \pm 3.0 (n = 269)	52.9 \pm 4.2 (n = 228)
Eligible for recovery discharge	87.6 \pm 5.3 (n = 244)	79.1 \pm 5.2 (n = 252)
n = number of patients with recording of recovery events.		

NEW ZEALAND DATA SHEET

Table 4: Meta-Analyses for Induction and Emergence Variables for Evaluable Adult Patients in Comparative Studies: Sevoflurane versus Propofol

Parameter	No. of Studies	Sevoflurane Mean \pm SEM	Propofol Mean \pm SEM
Mean maintenance anaesthesia exposure	3	1.0 MAC•hr. \pm 0.8 (n = 259)	7.2mg/kg/hr \pm 2.6 (n = 258)
Time to induction: (min)	1	3.1 \pm 0.18* (n = 93)	2.2 \pm 0.18** (n = 93)
Time to emergence: (min)	3	8.6 \pm 0.57 (n = 255)	11.0 \pm 0.57 (n = 260)
Time to respond to command: (min)	3	9.9 \pm 0.60 (n = 257)	12.1 \pm 0.60 (n = 260)
Time to first analgesia: (min)	3	43.8 \pm 3.79 (n = 177)	57.9 \pm 3.68 (n = 179)
Time to eligibility for recovery discharge: (min)	3	116.0 \pm 4.15 (n = 257)	115.6 \pm 3.98 (n = 261)
* Propofol induction of one Sevoflurane group = mean of 178.8mg \pm 72.5 SD (n = 165) ** Propofol induction of all propofol groups = mean of 170.2mg \pm 60.6 SD (n = 245) n = number of patients with recording of events.			

Cardiovascular Effects

Sevoflurane was studied in 14 healthy volunteers (18 - 35 years old) comparing Sevoflurane-O₂ (Sevo/O₂) to Sevoflurane-N₂O/O₂ (Sevo/N₂O/O₂) during 7 hours of anaesthesia. During controlled ventilation, haemodynamic parameters versus minimum alveolar concentration (MAC) were measured for both mixtures (see Figures 3 - 6):

Figure 3: Heart Rate

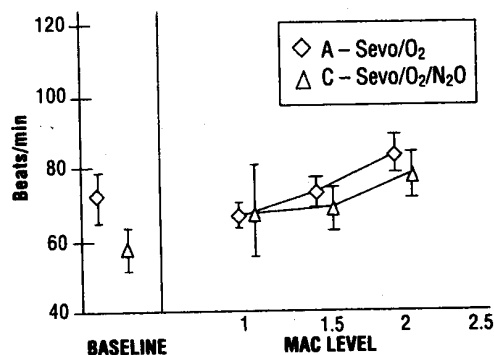


Figure 4: Mean Arterial Pressure

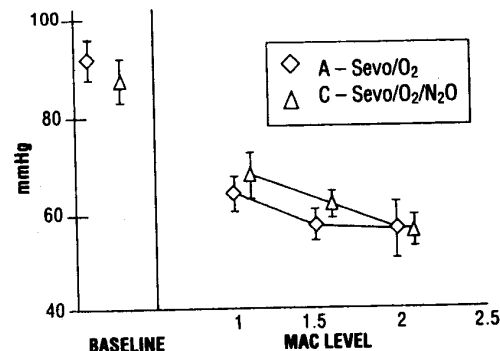


Figure 5: Systemic Vascular Resistance

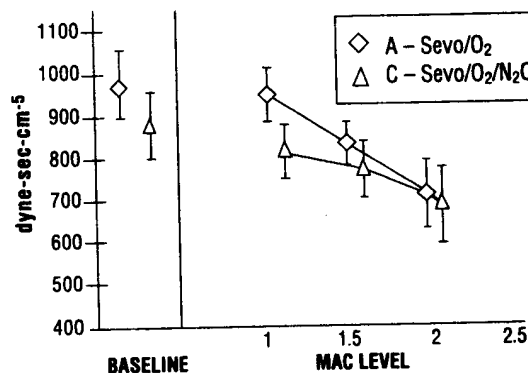
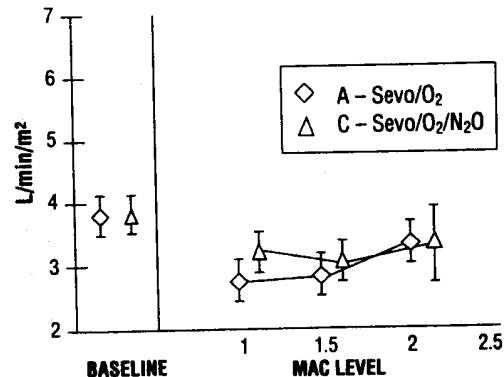


Figure 6: Cardiac Index

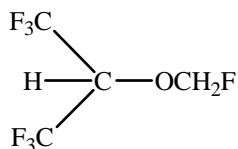


NEW ZEALAND DATA SHEET

Sevoflurane is a dose-related cardiac depressant. **Sevoflurane** does not produce increases in heart rate at doses less than 2 MAC.

A study investigating the adrenaline induced arrhythmogenic effect of **Sevoflurane** versus isoflurane in adult patients undergoing transsphenoidal hypophysectomy demonstrated that the threshold dose of adrenaline (i.e., the dose at which the first sign of arrhythmia was observed) producing multiple ventricular arrhythmias was 5mcg/kg with both **Sevoflurane** and isoflurane. Consequently, the interaction of **Sevoflurane** with adrenaline appears to be equal to that seen with isoflurane.

Chemical structure



CAS number

28523-86-6

CLINICAL TRIALS

Cardiovascular surgery/coronary artery bypass graft surgery

Sevoflurane was compared to isoflurane as an adjunct with opioids in a multicentre study of 273 patients undergoing coronary artery bypass graft (CABG) surgery. The average Minimum Alveolar Concentration (MAC) dose was 0.49 for **Sevoflurane** and 0.53 for isoflurane. No statistical differences were observed between the two treatment groups with respect to incidence (**Sevoflurane** 7%, isoflurane 11%) and duration (**Sevoflurane** approximately 18 minutes, isoflurane approximately 17 minutes) of ischaemic events, number of patients with a diagnosis of myocardial infarction (**Sevoflurane** 8%, isoflurane 10%), time to haemodynamic stability (**Sevoflurane** approximately five hours, isoflurane approximately six hours), or use of cardioactive medicines (**Sevoflurane** 53%, isoflurane 47%).

Noncardiac surgery patients at risk for myocardial ischaemia

Sevoflurane/N₂O was compared to isoflurane/N₂O for maintenance of anaesthesia in a multicentre study of 214 patients at mild to moderate risk for myocardial ischaemia who underwent elective noncardiac surgery. The average MAC dose was 0.49 for both medicines. No statistical differences were observed between the treatment groups for the incidence of any haemodynamic variation (tachycardia, bradycardia, hypertension, hypotension, and ischaemia without haemodynamic abnormality). No statistical differences were observed between the two regimens with respect to intraoperative incidence of myocardial ischaemia (**Sevoflurane** 6%, isoflurane 3%) or postoperative incidence of ischaemic events (**Sevoflurane** 10%, isoflurane 16%). No statistical differences were observed between the treatment groups for the incidence of study medicine related adverse experiences by body system or by COSTART term (**Sevoflurane** 60%, isoflurane 61%). There was one death in the **Sevoflurane** group and four deaths in the isoflurane group. None of these deaths were considered by the investigator to be medicine related.

Paediatric anaesthesia

The concentration of **Sevoflurane** required for maintenance of general anaesthesia is age dependent (see section 4.2). Overall incidences of bradycardia (more than 20 beats/minute less than normal) is lower for **Sevoflurane** (3%) than for halothane (7%). Emergence times for **Sevoflurane** are faster than for halothane (12 versus 19 minutes, respectively). A higher incidence of agitation occurs with **Sevoflurane** (208/837 patients or 25%) when compared with halothane (114/661 patients or 17%).

NEW ZEALAND DATA SHEET

Neurosurgery

Three studies compared **Sevoflurane** to isoflurane for maintenance of anaesthesia during neurosurgical procedures. In a study of 20 patients, there was no difference between **Sevoflurane** and isoflurane with regard to recovery from anaesthesia. In two studies, a total of 22 patients with intracranial pressure (ICP) monitors received either **Sevoflurane** or isoflurane. There was no difference between **Sevoflurane** and isoflurane with regard to ICP response to inhalation of 0.5, 1.0 and 1.5 MAC inspired concentrations of volatile agent during N₂O/O₂/fentanyl anaesthesia. During progressive hyperventilation from PaCO₂ = 40 to PaCO₂ = 30, ICP response to hypocarbia was preserved with **Sevoflurane** at both 0.5 and 1.0 MAC concentrations. In patients at risk for elevations of ICP, **Sevoflurane** should be administered cautiously (see section 4.4).

Caesarean section

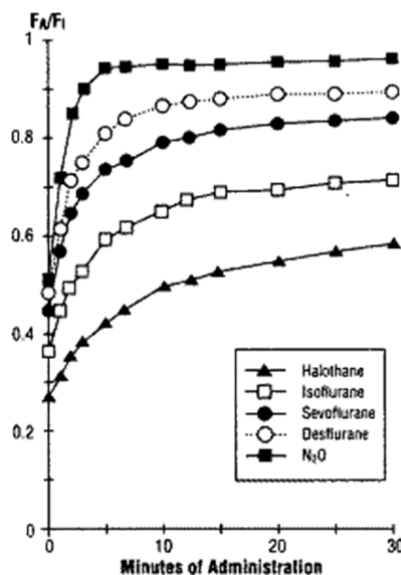
Sevoflurane (n = 29) was compared to isoflurane (n = 27) in American Society of Anaesthesiologists (ASA) class I or II patients for the maintenance of anaesthesia during caesarean section. Newborn infant evaluations and recovery events were recorded. With both anaesthetics, Apgar scores averaged 8 and 9 at one and five minutes, respectively.

Use of **Sevoflurane** as part of general anaesthesia for elective caesarean section produced no untoward effects in mother or neonate. **Sevoflurane** and isoflurane demonstrated equivalent recovery characteristics. There was no difference between **Sevoflurane** and isoflurane with regard to the effect on the newborn infant, as assessed by Apgar score and neurological and adaptive capacity score (average = 29.5). The safety of **Sevoflurane** in labour and vaginal delivery has not been evaluated.

5.2 Pharmacokinetic properties

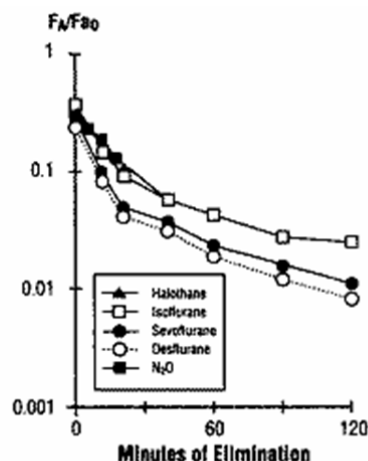
The low solubility of **Sevoflurane** in blood would suggest that alveolar concentrations should rapidly increase upon induction and rapidly decrease upon cessation of the inhaled agent. This was confirmed in a clinical study where inspired (F_I) and end tidal (F_A) concentrations were measured. The F_A/F_I (wash in) value for **Sevoflurane** at 30 minutes was 0.85 (Figure 7). The F_A/F_{AO} (wash out) value at 5 minutes was 0.15 where F_{AO} is the last alveolar concentration measured immediately before discontinuance of the anaesthetic (Figure 8).

Figure 7: Ratio of Concentration of Anesthetic in Alveolar Gas to Inspired Gas



NEW ZEALAND DATA SHEET

Figure 8: Concentration of Anesthetic in Alveolar Gas Following Termination of Anesthesia

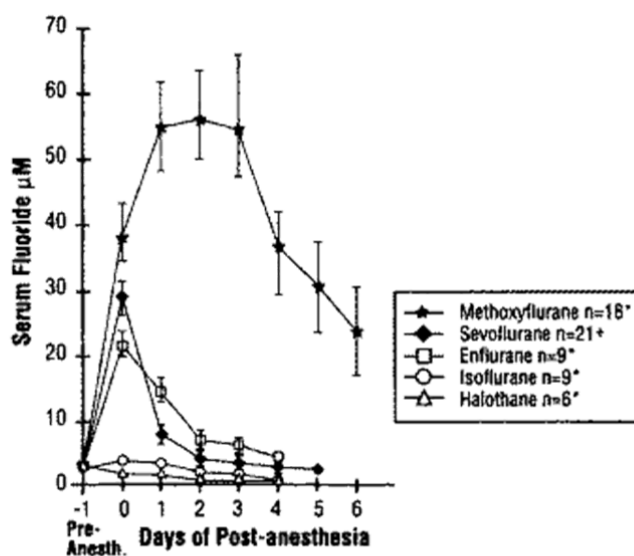


Yasuda N, Lockhart S, Eger EI II, et al: Comparison of kinetics of sevoflurane and isoflurane in humans. *Anesth Analg* 72:316, 1991.

The rapid pulmonary elimination of **Sevoflurane** minimizes the amount of anaesthetic available for metabolism. In humans, approximately 5% of absorbed **Sevoflurane** is metabolized by cytochrome P450 2E1 to hexafluoroisopropanol (HFIP), with release of inorganic fluoride and CO₂ (or a one carbon fragment). Once formed, HFIP is rapidly conjugated with glucuronic acid and eliminated. No other metabolic pathways for **Sevoflurane** have been identified. It is the only fluorinated volatile anaesthetic that is not metabolized to trifluoroacetic acid.

Cytochrome P450 2E1 is the principal isoform identified for **Sevoflurane** metabolism and this may be induced by chronic exposure to isoniazid and ethanol. This is similar to the metabolism of isoflurane and enflurane and is distinct from that of methoxyflurane which is metabolised via a variety of cytochrome P450 isoforms (Figure 9).

Figure 9: Serum Inorganic Fluoride Concentrations for Sevoflurane and Other Volatile Anesthetics



Cousins M.J., Greenstein L.R., Hitt B.A., et al: Metabolism and renal effects of enflurane in man. *Anesthesiology* 44:44; 1976* and Sevo-93-044*.

Legend:

Pre-Anesth. = Pre-anesthesia

NEW ZEALAND DATA SHEET

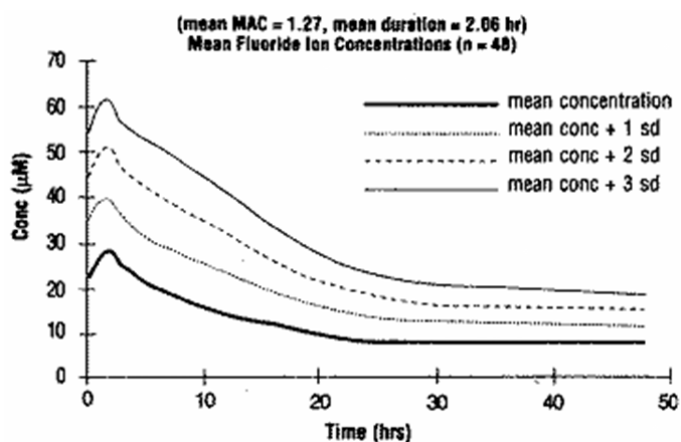
Approximately 7% of patients/volunteers evaluated for inorganic fluoride concentration in clinical studies had fluoride levels $> 50\mu\text{M}$.

Pharmacokinetics of fluoride ion

Fluoride ion concentrations are influenced by the duration of anaesthesia, the concentration of **Sevoflurane** administered, and the composition of the anaesthetic gas mixture. In studies where anaesthesia was maintained purely with **Sevoflurane** for periods ranging from 1 to 6 hours, peak fluoride concentrations ranged between $12\mu\text{M}$ and $90\mu\text{M}$. As shown in Figure 10, peak concentrations occur within 2 hours of the end of anaesthesia and are less than $25\mu\text{M}$ (475ng/mL) for the majority of the population after 10 hours. The half-life is in the range of 15 - 23 hours.

It has been reported that following administration of methoxyflurane, serum inorganic fluoride concentrations $> 50\mu\text{M}$ were correlated with the development of vasopressin-resistant, polyuric, renal failure. Inadequate data exist to evaluate the nephrotoxicity of elevated fluoride concentrations with **Sevoflurane**. Isolated examples of mild impairment of concentrating ability have been reported. In clinical trials with **Sevoflurane**, there were no reports of toxicity with elevated fluoride ion levels. Based on animal and human studies, this methoxyflurane derived threshold does not appear valid for **Sevoflurane**, perhaps due to **Sevoflurane's** rapid pulmonary elimination, difference in cytochrome P450 isoforms involved in metabolism, low level of metabolism and lower area under the curve (Figure 9).

Figure 10: Fluoride Ion Concentrations Following Administration of Sevoflurane



Fluoride Concentrations After Repeat Exposure And In Special Populations

Fluoride concentrations have been measured after single, extended, and repeat exposure to **Sevoflurane** in normal surgical and special patient populations, and pharmacokinetic parameters were determined.

Compared with healthy individuals, the fluoride ion half-life was prolonged in patients with renal impairment, but not in the elderly. A study in 8 patients with hepatic impairment suggests a slight prolongation of the half-life. The mean half-life in patients with renal impairment averaged approximately 33 hours (range 21 - 61 hours) as compared to a mean of approximately 21 hours (range 10 - 48 hours) in normal healthy individuals. The mean half-life in the elderly (greater than 65 years) approximated 24 hours (range 18 - 72 hours). The mean half-life in individuals with hepatic impairment was 23 hours (range 16 - 47 hours). Mean maximal fluoride values (C_{max}) determined in individual studies of special populations are displayed below. Obesity is a risk factor contributing to elevated inorganic fluoride concentrations.

NEW ZEALAND DATA SHEET

Table 5: Fluoride Ion Estimates in Special Populations Following Administration of Sevoflurane					
	n	Age (yr)	Duration (hr)	Dose (MAC•hr)	C _{max} (µM)
PAEDIATRIC PATIENTS					
Anaesthetic					
Sevoflurane-O ₂	76	0 - 11	0.8	1.1	12.6
Sevoflurane-O ₂	40	1 - 11	2.2	3.0	16.0
Sevoflurane/N ₂ O	25	5 - 13	1.9	2.4	21.3
Sevoflurane/N ₂ O	42	0 - 18	2.4	2.2	18.4
Sevoflurane/N ₂ O	40	1 - 11	2.0	2.6	15.5
ELDERLY	33	65 - 93	2.6	1.4	25.6
RENAL	21	29 - 83	2.5	1.0	26.1
HEPATIC	8	42 - 79	3.6	2.2	30.6
OBESE	35	24 - 73	3.0	1.7	38.0
n = number of patients studied.					

Preclinical data suggest that the defluorination of **Sevoflurane** by hepatic enzymes, and hence the production of fluoride, may be increased by agents such as alcohol, isoniazid and barbiturates.

5.3 Preclinical safety data

Carcinogenicity/genotoxicity

Studies on carcinogenesis have not been performed. No mutagenic effect was noted in the Ames test and no chromosomal aberrations were induced in cultured mammalian cells. See also section 4.6/Pregnancy.

6 PHARMACEUTICAL PARTICULARS

6.1 List of excipients

Not applicable.

6.2 Incompatibilities

Not applicable.

6.3 Shelf life

24 months from date of manufacture.

6.4 Special precautions for storage

Store at or below 30°C. The bottle cap should be replaced securely after each use of **Sevoflurane**. Bottle should be stored in upright position with cap firmly in place.

6.5 Nature and contents of container

Sevoflurane, Volatile Liquid for Inhalation, is available as an aluminium bottle containing 250mL **Sevoflurane**. The bottle is closed with plastic screw-on caps or with an integrated crimped-on valve closure.

6.6 Special precautions for disposal

Any unused product or waste material should be disposed of in accordance with local requirements.

NEW ZEALAND DATA SHEET

7 MEDICINE SCHEDULE

Prescription only medicine.

8 SPONSOR

Sevoflurane is manufactured by:

Baxter Healthcare Corporation of Puerto Rico
Guayama
Puerto Rico 00784

Sevoflurane is distributed in New Zealand by:

Baxter Healthcare Ltd
33 Vestey Drive
Mt Wellington
Auckland 1060.

Baxter Healthcare Ltd
PO Box 14 062
Panmure
Auckland 1741

Phone (09) 574 2400.

Sevoflurane is distributed in Australia by:

Baxter Healthcare Pty Ltd
1 Baxter Drive
Old Toongabbie, NSW 2146.

9 DATE OF FIRST APPROVAL

Date of publication in the New Zealand Gazette of consent to distribute the medicine:
30 March 2006.

10 DATE OF REVISION OF THE TEXT

21 September 2017

SUMMARY TABLE OF CHANGES

Section changed	Summary of new information
ALL	Data sheet converted to SPC format.
4.2	Recommendation to use appropriate adaptor designed specifically to fit the Sevoflurane vaporiser included.
ALL	Terminology corrected. "Drug" replaced with "Medicine" throughout.
4.6/Pregnancy	Information relating to effects in animals tests added.
6.4	Storage in upright position included.
6.5	Bottle closure details included.
10	Date of revision of text changed.
Footer	Date of source document, and footer dates updated.

Based on Australian PI approved 19 December 2005; amended 11 September 2017 and ccsi41120130416.

Please refer to the Medsafe website (www.medsafe.govt.nz) for most recent data sheet.

SEVOFLURANE is a registered trademark of Baxter Healthcare S.A.